

SOUTHERN STAR®
CENTRAL GAS PIPELINE

How's It Flowing

MARCH 31, 2022

2:00 p.m. CST

Please mute your audio & turn off your camera.



AGENDA

- Safety Moment
- PSO / Storage
- Capacity Planning
- Business Analytics
- Scheduling
- Customer Relations / Marketing
- Rates
- Customer Solutions / Measurement
- Trivia
- Q&A

SAFETY MOMENT

SOUTHERN STAR®
CENTRAL GAS PIPELINE

PSO
(PLANNED SERVICE OUTAGE)

Southern Star Planned Service Outage

Work Activity					Operational Capacity Information	
Status	Projected Start Date	Projected Return To Normal Date	Location	Type Of Work	Capacity After Reduction Formatted	Reduction Percent Formatted
	Mar 22, 2022	Apr 8, 2022	Edmond CS	Edmond Unit Maintenance	100,000 Dth/d Edmond CS w/o OK (Location 449003)	19% Reduction - (Location 449003 - Edmond CS w/o OK)
New	Mar 29, 2022	Apr 8, 2022	Riner CS	Riner Unit Maintenance	159,695 Dth/d Riner CS (Location 445569)	14% Reduction - (Location 445569 - Riner CS)
New	Apr 5, 2022	Apr 15, 2022	Ogallah CS	Ogallah Unit Maintenance	165,000 Dth/d Levant CS (Location 445577)	8% Reduction - (Location 445577 - Levant CS) 9% Reduction - (Location 445577 - Levant CS)
Revised	Apr 12, 2022	Apr 22, 2022	Mutual CS	Station Maintenance	0 Dth/d OGT Mutual (Location 13011) 0 Dth/d OGT Mutual (Location 33)	100% Reduction - (Location 13011 - OGT Mutual) 100% Reduction - (Location 33 - OGT Mutual)
Revised	Apr 19, 2022	May 6, 2022	Levant CS	Levant & Hoxie Unit Maintenance	165,000 Dth/d Levant CS (Location 445577)	8% Reduction - (Location 445577 - Levant CS) 9% Reduction - (Location 445577 - Levant CS)
New	Apr 19, 2022	Apr 29, 2022	Riner CS	Riner Unit Maintenance	159,695 Dth/d Riner CS (Location 445569)	14% Reduction - (Location 445569 - Riner CS)
New	Apr 26, 2022	Jun 3, 2022	Yuma CS	Yuma Station Maintenance	165,000 Dth/d Levant CS (Location 445577)	8% Reduction - (Location 445577 - Levant CS) 9% Reduction - (Location 445577 - Levant CS)
New	May 3, 2022	May 5, 2022	Columbia CS	Columbia Turbine Maintenance & ESD	22,500 Dth/d Little Mo (Location 442351)	35% Reduction - (Location 442351 - Little Mo)
New	May 3, 2022	May 5, 2022	Lone Jack CS	Lone Jack Turbine Inspection & ESD	22,500 Dth/d Little Mo (Location 442351)	35% Reduction - (Location 442351 - Little Mo)
New	May 3, 2022	May 5, 2022	Peculiar CS	Peculiar Turbine Inspection & ESD	120,000 Dth/d Sedalia @ Ottawa (Location 442350)	48% Reduction - (Location 442350 - Sedalia @ Ottawa)
New	May 9, 2022	May 16, 2022	Hugoton CS	Customer Plant Outage	0 Dth/d Kansas Hugoton Delivery (Location 441301) 0 Dth/d KGST Ark River (Location 14971) 0 Dth/d NGPL - Ford County Receipt (Location 17113) 0 Dth/d NGPL Ford (Location 121515) 0 Dth/d Northern Natural-Kiowa (Location 17096) 0 Dth/d Scout - Jayhawk (Location 16289) 0 Dth/d Scout - Satanta (Location 15433)	100% Reduction - (Location 121515 - NGPL Ford) 100% Reduction - (Location 14971 - KGST Ark River) 100% Reduction - (Location 15433 - Scout - Satanta) 100% Reduction - (Location 16289 - Scout - Jayhawk) 100% Reduction - (Location 17096 - Northern Natural-Kiowa) 100% Reduction - (Location 17113 - NGPL - Ford County Receipt) 100% Reduction - (Location 441301 - Kansas Hugoton Delivery)

STORAGE UPDATE

Storage Updates

- Temperatures have been slightly below average over the past few days and looking at the 10-day forecast, temperatures in SSC's market areas will be slightly below average.
- We are projecting withdraws from storage due to cool temperatures over the next 10 days.
- EIA Storage Number as of 3/25/22 was 13.30%
- Currently 9.28% under the 10-year average of 22.58%
- 3/19/2021 EIA was 22.50%
- We are slightly under the ten-year average; however, we do anticipate staying close as we progress into Spring.
- Spring storage testing update
  - We have tested 5 of 8 storage fields.
  - Elk is scheduled for this Friday. 4/1 thru 4/8.
  - Webb is scheduled for 4/11 thru 4/18.
  - South Welda is scheduled for 4/11 thru 4/18.

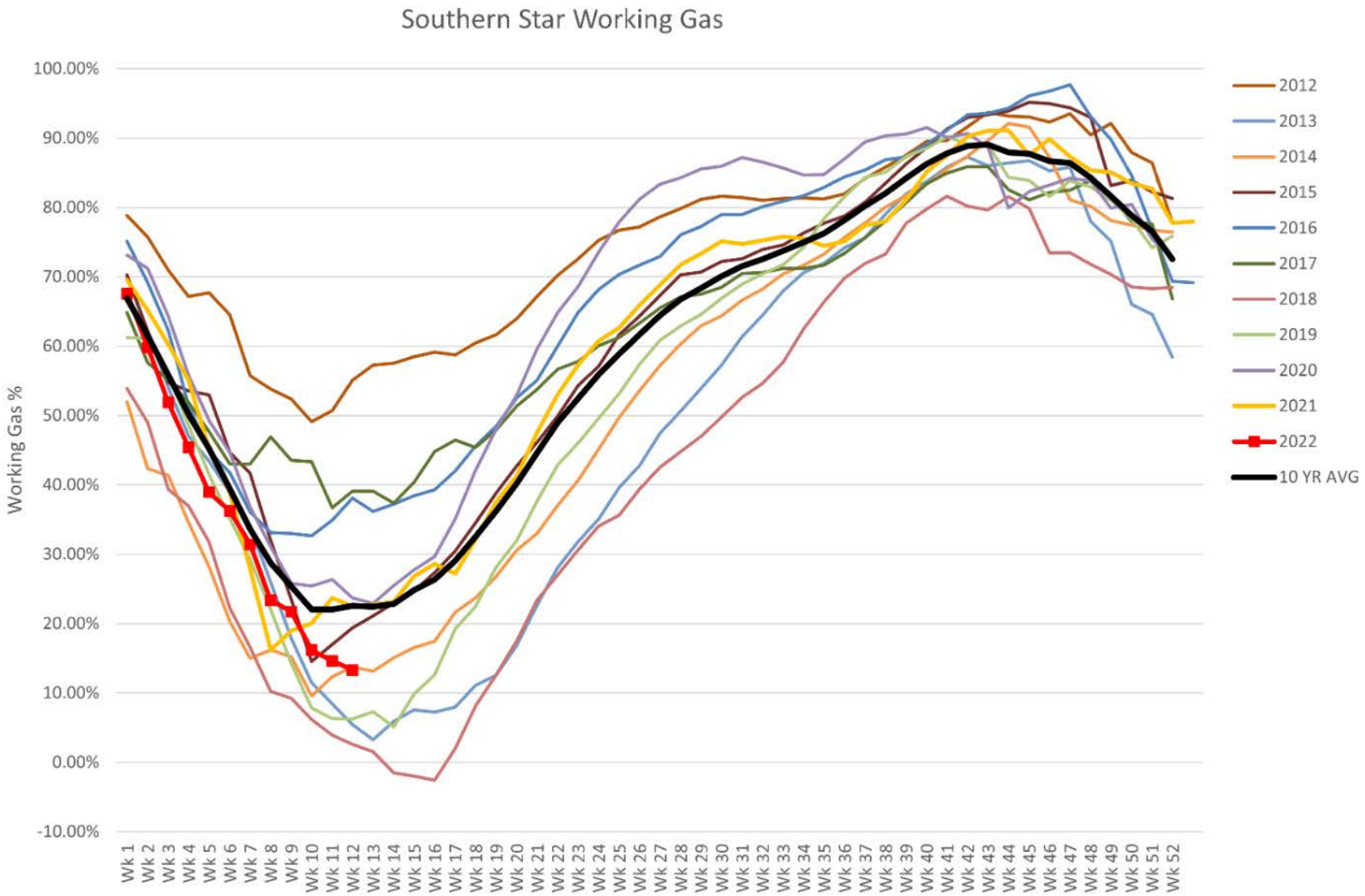

CAPACITY PLANNING

AVAILABLE CAPACITY
4/1/2022

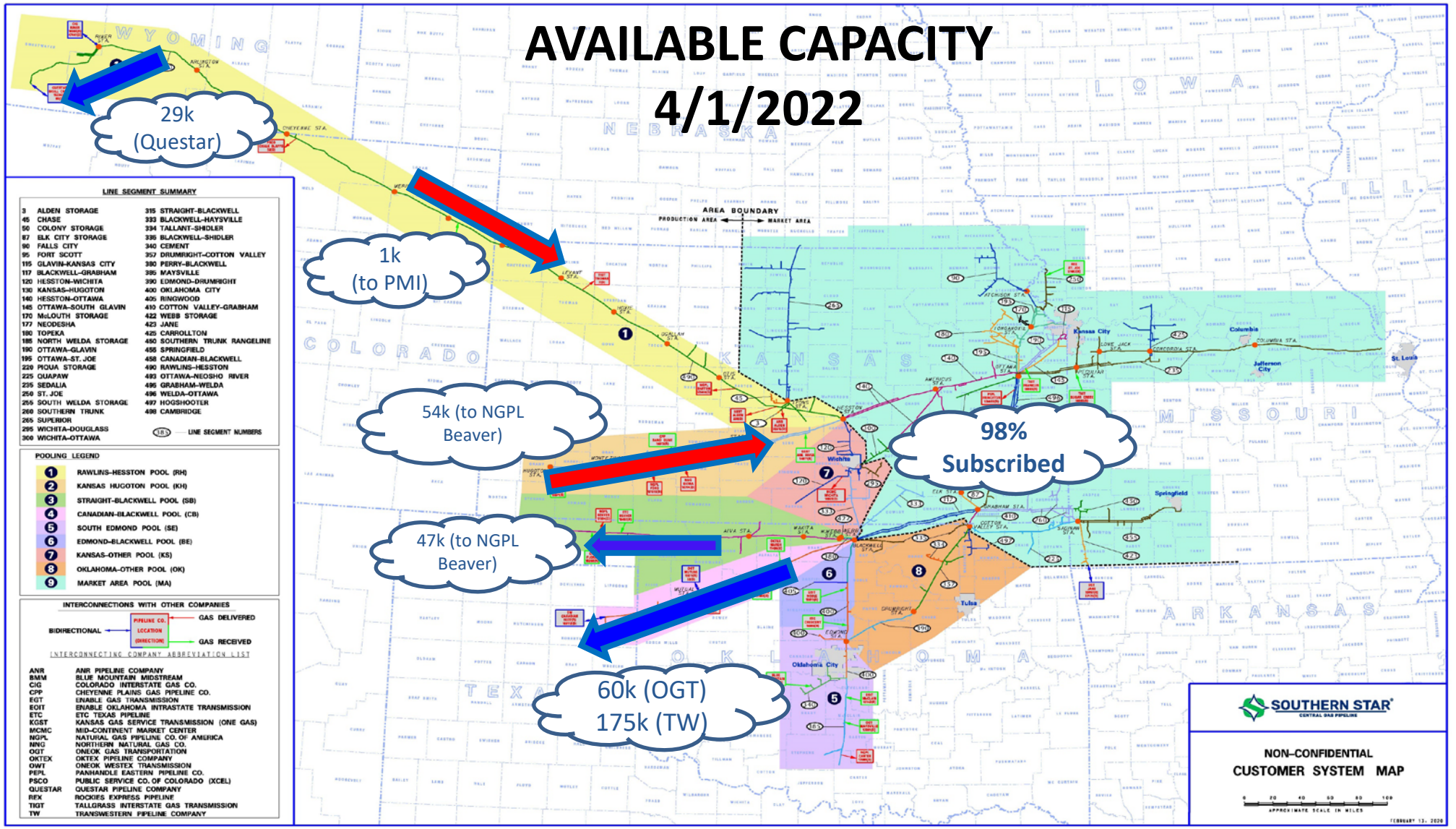

[Capacity Dashboard]

OAKLAND WASTEWATER (TOPEKA, KS)

NEW RNG POINT!

- NEW RNG Receipt in the Topeka, KS area
- Will bring on ~365 Dth/d of renewable natural gas
- Original Source: Wastewater Treatment
- Expected in-service: End of April

WMRE LANDFILL (OKLAHOMA CITY, OK)

- NEW RNG Receipt in the Oklahoma City area
- Will bring on 2,000 Dth/d of renewable natural gas
- Original Source: Landfill
- Expected in-service: End of April

WASTE MANAGEMENT

BUSINESS ANALYTICS AND SCHEDULING

- Recent CSI Improvements
- Upcoming Improvements

RECENT CSI IMPROVEMENTS

- Reports
  - CSI030 and CSI026- (Operator Reconciliation Report and Shipper Reconciliation) Reports were being sent in error. Replaced with the new versions of CSI202 and CSI157
  - CSI161- (Operator Location Allocation Detail) Replaces CSI058
  - CSI012- (Shipper Contract Allocation Daily Detail) Receipt and Delivery information are now being show for external customers
  - CSI038 and CSI039- (Shipper Imbalance reports) Are now showing accurate data
  - CSI158 and CSI159-(Shipper Noms vs Actuals Daily/Monthly) Report now includes UPID information
  - CSI051- (Shipper Capacity Release Summary) Now shows the correct Max Rate data
  - CSI049- (Shipper Storage Summary) Fuel rounding issue has been corrected
- Other
  - Balance box no longer displays erratic numbers in the pool balancing section
  - Nominations without an error will now submit on the nomination screen
  - Balance box only shows out of balance Pool Balances

UPCOMING IMPROVEMENTS

Other

- Transaction Type totals will not include other customer data
- Location default rank option will be added to the PDA screen
- Consistent display on the PDA screen
- Improvements to CSI161
- Various internal and external improvements currently being worked on by IT

- CSI 012 CSI 158 AND CSI 159 REPORT EXAMPLES

CAPACITY SCHEDULING

CSI 012

Preparer Name: Southern Star Central Gas Pipeline, Inc.
Preparer ID: 000000000

Shipper Contract Allocation Daily Detail

February 1 - 28, 2022

CSI012
3/30/2022 10:52:33 AM
Page 1 of 215

Svc Req K: 0
00000000 **ABCompany**
Location: 33
Nominated Direction of Flow: Delivery

Rate Schedule:
Location Zone: Production
Upstream/Downstream Contract:
Upstream/Downstream Package:

Transaction Type: 01
Upstream/Downstream Customer: 00012345
Package: abc

Day	Scheduled Gross	Allocated Gross	Gross Difference	Scheduled Net	Allocated Net	Net Difference
1	0	0	0	0	0	0
2	0	0	0	0	0	0
3	0	0	0	0	0	0
4	20,354	20,354	0	20,354	20,354	0
5	0	0	0	0	0	0
6	0	0	0	0	0	0
7	0	0	0	0	0	0
8	0	0	0	0	0	0
9	0	0	0	0	0	0
10	0	0	0	0	0	0
11	0	0	0	0	0	0
12	26,396	26,396	0	26,396	26,396	0
13	13,198	13,198	0	13,198	13,198	0
14	13,198	13,198	0	13,198	13,198	0
15	0	0	0	0	0	0
16	0	0	0	0	0	0
17	7,858	7,858	0	7,858	7,858	0
18	0	0	0	0	0	0
19	0	0	0	0	0	0
20	0	0	0	0	0	0
21	0	0	0	0	0	0
22	0	0	0	0	0	0
23	0	0	0	0	0	0
24	0	0	0	0	0	0
25	0	0	0	0	0	0
26	0	0	0	0	0	0
27	0	0	0	0	0	0
28	0	0	0	0	0	0
Total:	**81,004**	**81,004**	**0**	**81,004**	**81,004**	**0**

CSI 158

TSP Name: Southern Star Central Gas Pipeline, Inc.
TSP: 000000000

Shipper Noms vs. Actuals Daily

Beg Date: 2/1/2022 **End Date:** 3/1/2022
Svc Req Prop/Name: 1234 -- ABCompany

3/30/2022 CSI158 10:57:10 AM

Loc: 007

Loc / Line Seg	Loc Name	Loc Zn	Dir Flo	Svc Req K	Svc Req Prop	Svc Req Name	Up/Dn ID Prop	Pkg Id	Flow Date	TT	Sched Qty (Gross)	Alloc Qty (Gross)	Qty Diff (Gross)	Sched Qty (Net)	Alloc Qty (Net)	Qty Diff (Net)
001-007	Town Border#1	P	D	TA000	1234	ABCompany		Town Border#1	2/1/22	01	16	16	0	16	16	0
								2/1/2022 Totals			**16**	**16**	**0**	**16**	**16**	**0**
001-007	Town Border#1	P	D	TA000	1234	ABCompany		Town Border#1	2/2/22	01	16	16	0	16	16	0
								2/2/2022 Totals			**16**	**16**	**0**	**16**	**16**	**0**
001-007	Town Border#1	P	D	TA000	1234	ABCompany		Town Border#1	2/3/22	01	16	16	0	16	16	0
								2/3/2022 Totals			**16**	**16**	**0**	**16**	**16**	**0**
001-007	Town Border#1	P	D	TA000	1234	ABCompany		Town Border#1	2/4/22	01	16	16	0	16	16	0
								2/4/2022 Totals			**16**	**16**	**0**	**16**	**16**	**0**
001-007	Town Border#1	P	D	TA000	1234	ABCompany		Town Border#1	2/5/22	01	16	16	0	16	16	0
								2/5/2022 Totals			**16**	**16**	**0**	**16**	**16**	**0**
001-007	Town Border#1	P	D	TA000	1234	ABCompany		Town Border#1	2/6/22	01	16	16	0	16	16	0
								2/6/2022 Totals			**16**	**16**	**0**	**16**	**16**	**0**
001-007	Town Border#1	P	D	TA000	1234	ABCompany		Town Border#1	2/7/22	01	16	16	0	16	16	0
								2/7/2022 Totals			**16**	**16**	**0**	**16**	**16**	**0**
001-007	Town Border#1	P	D	TA000	1234	ABCompany		Town Border#1	2/8/22	01	1	1	0	1	1	0
								2/8/2022 Totals			**1**	**1**	**0**	**1**	**1**	**0**
001-007	Town Border#1	P	D	TA000	1234	ABCompany		Town Border#1	2/9/22	01	1	1	0	1	1	0
								2/9/2022 Totals			**1**	**1**	**0**	**1**	**1**	**0**
001-007	Town Border#1	P	D	TA000	1234	ABCompany		Town Border#1	2/10/22	01	1	1	0	1	1	0
								2/10/2022 Totals			**1**	**1**	**0**	**1**	**1**	**0**
001-007	Town Border#1	P	D	TA000	1234	ABCompany		Town Border#1	2/11/22	01	1	1	0	1	1	0
								2/11/2022 Totals			**1**	**1**	**0**	**1**	**1**	**0**
001-007	Town Border#1	P	D	TA000	1234	ABCompany		Town Border#1	2/12/22	01	1	1	0	1	1	0
								2/12/2022 Totals			**1**	**1**	**0**	**1**	**1**	**0**
001-007	Town Border#1	P	D	TA000	1234	ABCompany		Town Border#1	2/13/22	01	1	1	0	1	1	0
								2/13/2022 Totals			**1**	**1**	**0**	**1**	**1**	**0**

CSI 158 (CON'T)

TSP Name: Southern Star Central Gas Pipeline, Inc.
TSP: 0000000

Shipper Noms vs. Actuals Daily

Beg Date: 2/1/2022 End Date: 3/1/2022

3/30/2022 CSI158 10:57:10 AM

999058-315	Straight Blackwell Pool (SB)	P	R	1234	ABCompany	1234	TA0000	2/22/22	01	18,810	18,810	0	18,810	18,810	0
999058-315	Straight Blackwell Pool (SB)	P	R	1234	ABCompany	1234	WICHITA	2/22/22	01	0	0	0	0	0	0
							2/22/2022 Totals			24,800	24,800	0	24,800	24,800	0
999058-315	Straight Blackwell Pool (SB)	P	R	1234	ABCompany	1234	SB POOL	2/23/22	01	13,100	13,100	0	13,100	13,100	0
999058-315	Straight Blackwell Pool (SB)	P	R	1234	ABCompany	1234	WICHITA	2/23/22	01	0	0	0	0	0	0
999058-315	Straight Blackwell Pool (SB)	P	R	1234	ABCompany	1234	TA0000	2/23/22	01	27,699	27,699	0	27,699	27,699	0
							2/23/2022 Totals			40,799	40,799	0	40,799	40,799	0
999058-315	Straight Blackwell Pool (SB)	P	R	1234	ABCompany	1234	SB POOL	2/24/22	01	13,055	13,055	0	13,055	13,055	0
999058-315	Straight Blackwell Pool (SB)	P	R	1234	ABCompany	1234	TA0000	2/24/22	01	27,603	27,603	0	27,603	27,603	0
999058-315	Straight Blackwell Pool (SB)	P	R	1234	ABCompany	1234	WICHITA	2/24/22	01	0	0	0	0	0	0
							2/24/2022 Totals			40,658	40,658	0	40,658	40,658	0
999058-315	Straight Blackwell Pool (SB)	P	R	1234	ABCompany	1234	TA0000	2/25/22	01	27,699	27,699	0	27,699	27,699	0
999058-315	Straight Blackwell Pool (SB)	P	R	1234	ABCompany	1234	SB POOL	2/25/22	01	13,101	13,101	0	13,101	13,101	0
999058-315	Straight Blackwell Pool (SB)	P	R	1234	ABCompany	1234	WICHITA	2/25/22	01	0	0	0	0	0	0
							2/25/2022 Totals			40,800	40,800	0	40,800	40,800	0
999058-315	Straight Blackwell Pool (SB)	P	R	1234	ABCompany	1234	TA0000	2/26/22	01	27,699	27,699	0	27,699	27,699	0
999058-315	Straight Blackwell Pool (SB)	P	R	1234	ABCompany	1234	WICHITA	2/26/22	01	0	0	0	0	0	0
999058-315	Straight Blackwell Pool (SB)	P	R	1234	ABCompany	1234	SB POOL	2/26/22	01	13,101	13,101	0	13,101	13,101	0
							2/26/2022 Totals			40,800	40,800	0	40,800	40,800	0
999058-315	Straight Blackwell Pool (SB)	P	R	1234	ABCompany	1234	TA0000	2/27/22	01	27,699	27,699	0	27,699	27,699	0
999058-315	Straight Blackwell Pool (SB)	P	R	1234	ABCompany	1234	SB POOL	2/27/22	01	13,101	13,101	0	13,101	13,101	0
999058-315	Straight Blackwell Pool (SB)	P	R	1234	ABCompany	1234	WICHITA	2/27/22	01	0	0	0	0	0	0
							2/27/2022 Totals			40,800	40,800	0	40,800	40,800	0
999058-315	Straight Blackwell Pool (SB)	P	R	1234	ABCompany	1234	TA0000	2/28/22	01	27,699	27,699	0	27,699	27,699	0
999058-315	Straight Blackwell Pool (SB)	P	R	1234	ABCompany	1234	SB POOL	2/28/22	01	13,101	13,101	0	13,101	13,101	0
999058-315	Straight Blackwell Pool (SB)	P	R	1234	ABCompany	1234	WICHITA	2/28/22	01	0	0	0	0	0	0
							2/28/2022 Totals			40,800	40,800	0	40,800	40,800	0
							Totals			869,997	869,997	0	869,997	869,997	0
							Total Nominations for 999058 Straight Blackwell Pool (SB)			3,479,988	3,479,988	0	3,470,345	3,470,345	0

Selection:

CSI 0159

TSP Name: Southern Star Central Gas Pipeline, Inc.
TSP: 000000

Shipper Noms vs. Actuals Monthly

Beg Date: 2/1/2022 **End Date:** 3/1/2022
Svc Req Prop/Name: 1234 -- ABCompany

3/30/2022 CSI159 10:56:38 AM

Loc: 10997

Loc / Line Seg	Loc Name	Loc Zn	Dir Flo	Svc Req K	Svc Req Prop	Svc Req Name	Up/Dn ID Prop	Pkg Id	Sched Qty (Gross)	Alloc Qty (Gross)	Qty Diff (Gross)	Sched Qty (Net)	Alloc Qty (Net)	Qty Diff (Net)
10997-423	EGT Jane - Receipt	M	R	PA01	1234	ABCompany	1234	EGT JANE	178,135	178,135	0	178,135	178,135	0
								Totals	**178,135**	**178,135**	**0**	**178,135**	**178,135**	**0**
								Total Nominations for 10997 EGT Jane - Receipt	**178,135**	**178,135**	**0**	**178,135**	**178,135**	**0**

Loc: 11377

Loc / Line Seg	Loc Name	Loc Zn	Dir Flo	Svc Req K	Svc Req Prop	Svc Req Name	Up/Dn ID Prop	Pkg Id	Sched Qty (Gross)	Alloc Qty (Gross)	Qty Diff (Gross)	Sched Qty (Net)	Alloc Qty (Net)	Qty Diff (Net)
11377-458	Transwestern Canadian - Rec.	P	R	PA01	1234	ABCompany	1234		202,473	202,473	0	202,473	202,473	0
								Totals	**202,473**	**202,473**	**0**	**202,473**	**202,473**	**0**
								Total Nominations for 11377 Transwestern Canadian - Rec.	**202,473**	**202,473**	**0**	**202,473**	**202,473**	**0**

Loc: 121515

Loc / Line Seg	Loc Name	Loc Zn	Dir Flo	Svc Req K	Svc Req Prop	Svc Req Name	Up/Dn ID Prop	Pkg Id	Sched Qty (Gross)	Alloc Qty (Gross)	Qty Diff (Gross)	Sched Qty (Net)	Alloc Qty (Net)	Qty Diff (Net)
121515-130	NGPL Ford	P	D	RA00001	1234	ABCompany		SE TO FORD	4,000	4,000	0	4,000	4,000	0
								Totals	**4,000**	**4,000**	**0**	**4,000**	**4,000**	**0**
Noms without Contracts														
121515-130	NGPL Ford	P	D		1234	ABCompany	1234	SE TO FORD 1	4,000	4,000	0	4,000	4,000	0
								Totals	**4,000**	**4,000**	**0**	**4,000**	**4,000**	**0**
								Total Nominations for 121515 NGPL Ford	**8,000**	**8,000**	**0**	**8,000**	**8,000**	**0**

Loc: 13011

Loc / Line Seg	Loc Name	Loc Zn	Dir Flo	Svc Req K	Svc Req Prop	Svc Req Name	Up/Dn ID Prop	Pkg Id	Sched Qty (Gross)	Alloc Qty (Gross)	Qty Diff (Gross)	Sched Qty (Net)	Alloc Qty (Net)	Qty Diff (Net)
13011-458	OGT Mutual	P	R	PA01	1234	ABCompany	1234	OGT	117,040	117,040	0	117,040	117,040	0
								Totals	**117,040**	**117,040**	**0**	**117,040**	**117,040**	**0**
								Total Nominations for 13011 OGT Mutual	**117,040**	**117,040**	**0**	**117,040**	**117,040**	**0**

CSI 0159 (CON'T)

TSP Name: Southern Star Central Gas Pipeline, Inc.
TSP: 00000000

Shipper Noms vs. Actuals Monthly

Beg Date: 2/1/2022 **End Date:** 3/1/2022

3/30/2022 CSI159 10:56:38 AM

Loc: **999059**

Loc / Line Seg	Loc Name	Loc Zn	Dir Flo	Svc Req K	Svc Req Prop	Svc Req Name	Up/Dn ID Prop	Pkg Id	Sched Qty (Gross)	Alloc Qty (Gross)	Qty Diff (Gross)	Sched Qty (Net)	Alloc Qty (Net)	Qty Diff (Net)
999059-000	South Edmond Pool (SE)	P	R		*1234*	ABCompany	1234	SE TO FORD RA00001	4,045	4,045	0	4,045	4,045	0
999059-000	South Edmond Pool (SE)	P	R		*1234*	ABCompany	**1234**	SE TO NGPL CARTER RA0001	50,560	50,560	0	50,560	50,560	0
999059-000	South Edmond Pool (SE)	P	R		*1234*	ABCompany	1234	SE POOL STG 01	4,542	4,542	0	4,542	4,542	0
999059-000	South Edmond Pool (SE)	P	R		*1234*	ABCompany	1234	SE TO TIGT RA0001	1,028	1,028	0	1,028	1,028	0
999059-000	South Edmond Pool (SE)	P	R		*1234*	ABCompany	1234	SE TO NNG KIOWA RA0001	0	0	0	0	0	0
999059-000	South Edmond Pool (SE)	P	R		*1234*	ABCompany	1234	SE TO MW TIGT	10,782	10,782	0	10,782	10,782	0
999059-000	South Edmond Pool (SE)	P	R		*1234*	ABCompany	1234	SE TW RA0001	31,854	31,854	0	31,854	31,854	0
								Totals	**750,027**	**750,027**	**0**	**750,027**	**750,027**	**0**
						Total Nominations for 999059 South Edmond Pool (SE)			**2,951,091**	**2,951,091**	**0**	**2,942,777**	**2,942,777**	**0**

Selection:

CAPACITY SCHEDULING TEAM

Kevin Renshaw, Analyst Sr
O: 270-852-4567
ICE: krenshaw
E: Kevin.Renshaw@southernstar.com

Kurt Stranathan, Analyst Sr
O: 270-852-4453
ICE: kstranathan
E: Kurt.L.Stranathan@southernstar.com



Angela Mason, Analyst Sr
O: 270-852-4547
ICE: anmason
E: Angela.Mason@southernstar.com

Ronnie Hensley, Analyst Sr
O: 270-852-4658
ICE: rhensley
E: Ronnie.C.Hensley@southernstar.com

Amy Baker, Analyst Sr - Evening
O: 270-852-4551
ICE: abaker12
E: Amy.Baker@southernstar.com

Susan Morrison, Analyst Sr - Wknd
O: 270-852-4566
C: 270-302-5976
E: Susan.Morrison@southernstar.com

Danielle Randolph, Analyst
O: 270-852-4593
ICE: drandolph
E: Danielle.Randolph@southernstar.com

Caleb Haynes, Manager
O: 270-852-4563
ICE: cahaynes
E: Caleb.Haynes@southernstar.com

Scheduling Desk: 855-730-2926
Group Email: SSCNom@southernstar.com

CUSTOMER RELATIONS / MARKETING

UPDATES

- **Available Capacity**
- **Notice of Request for Offers to Sell Gas**

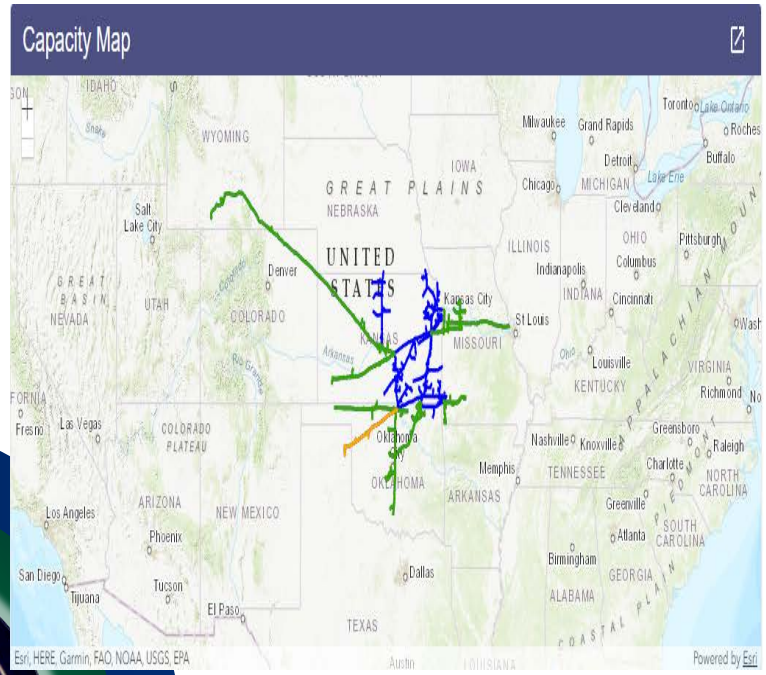

TSP Name: Southern Star Central Gas Pipeline, Inc.
TSP: 007906233
Notice ID: 10071
Critical: N
Notice Type: Other
Notice Stat Desc: Initiate
Notice Eff Date / Time: 3/24/2022 1:00 PM
Notice End Date / Time: 3/31/2022 3:00 PM
Reqrd Rsp Desc: No response required.
Post Date / Time: 3/24/2022 11:34 AM
Subject: Notice of Request for Offers to Sell Gas

Notice Text

Notice of Request for Offers to Sell Gas

Southern Star Central Gas Pipeline, Inc.

Southern Star Central Gas Pipeline, Inc. ("Southern Star") desires to purchase approximately 50,000 Dth of natural gas between May 2022 and October 2022 for its own system use. Southern Star invites interested parties ("Sellers") to submit binding bids (offers to sell gas) during the term of this posting as defined below.

Bidding Period

Bidding will begin at 1:00 p.m., CCT, Thursday, March 24, 2022, and will expire at 3:00 p.m., CCT, Thursday, March 31, 2022. Potential Sellers should email the bids to "SSCContractAdministration@southernstar.com." Bidders should also have a master NAESB Base Contract for Sale and Purchase of Natural Gas (see http://www.naesb.org/wgq/cont.asp) established with Southern Star prior to bidding.

Contacts: Please call one of the contacts listed below if you have questions.

CSI CONTACT LIST

- Updated office & field contact sheets have been posted to CSI
- Please make sure you are using the correct domain for emails: **@southernstar.com**
- Please contact us with any questions any time!
- https://csimain.southernstar.com/App/InformationalPostings/OtherPostings/ContactUs

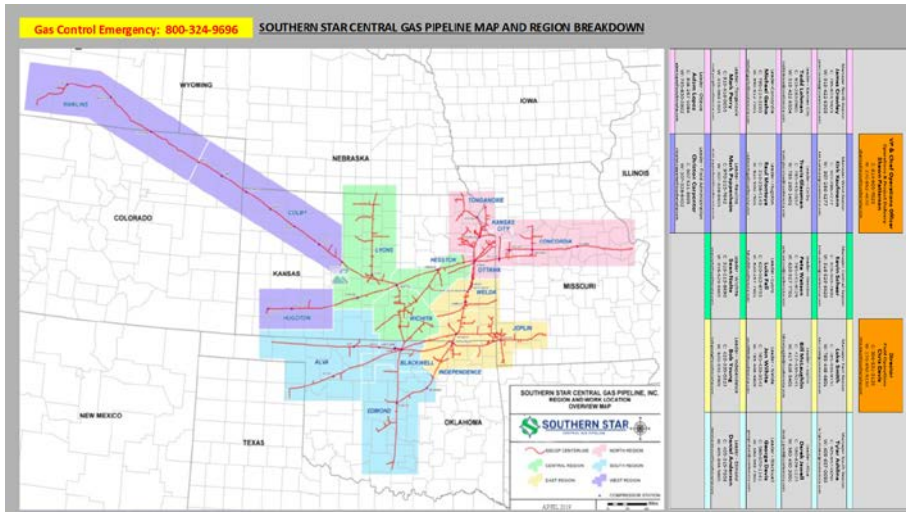

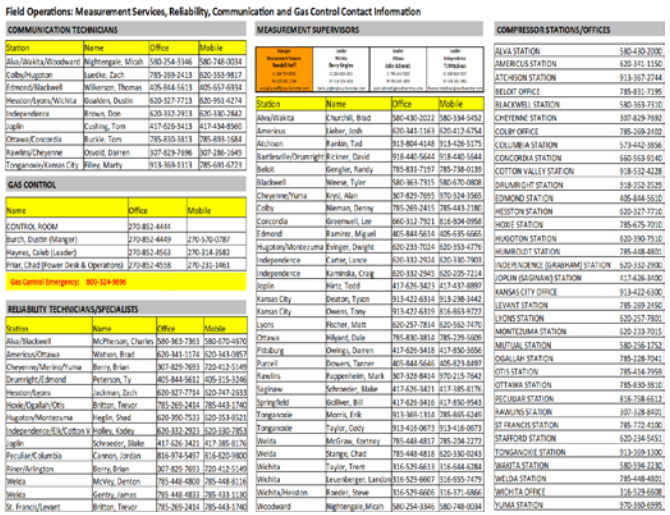

CUSTOMER RELATIONS TEAM

Shawn Brumfield
Manager

O: 270-852-4629
C: 270-313-6654
ICE IM: sbrumfield
Shawn.Brumfield@southernstar.com

Julie Price
Leader

O: 270-852-4556
C: 270-702-4261
ICE IM: juprice
Julie.Price@southernstar.com

Buster Ashley
Customer Relationship Specialist

O: 270-852-4546
C: 270-314-1436
ICE IM: bashley
Buster.Ashley@southernstar.com

Drew Bittel
Customer Relationship Specialist

O: 270-852-4548
C: 502-424-6833
ICE IM: dbittel
Drew.Bittel@southernstar.com

ssccontractadministration@southernstar.com

MARKETING/STRATEGIC ACCOUNTS

Matt McCoy, Director
Commercial Services
O: 270-852-4450
C: 270-925-9818
Matthew.S.McCoy@southernstar.com

Robin Joska, Manager
Strategic Accounts
O: 270-852-4565
C: 270-302-5007
Robin.Joska@southernstar.com
ICE IM: rjoska



Kurt Gregson
Marketing Analyst
O: 913-422-6320
C: 913-213-7821
Kurt.Gregson@southernstar.com
ICE IM: kgregson1

Scott Warren
Marketing Analyst
O: 270-852-4559
C: 270-302-6433
Scott.Warren@southernstar.com
ICE IM: swarren

Save the date: May 10-11

2022 Customer Meeting

Kansas City

SOUTHERN STAR®

CENTRAL GAS PIPELINE

KEYNOTE SPEAKER

GIAN PAUL GONZALEZ

ALL IN

CLICK HERE ESPN "All In" By Gian Paul Gonzalez

RATES

RATE CASE

- Docket No. RP21-778
  - Stipulation & Agreement filed on 3/1/22.
  - Motion filing made on 3/22/22 to place Interim Settlement Rates into effect.
  - Refunds due within 60 days after order approving Settlement.

ANNUAL FUEL FILING

- Docket No. RP22-620 filed on 2/28/22, to be effective April 1st.
  - Production: 0.99%
  - Market: 0.26%
  - Storage: 3.24%
- On 3/24/22, the Commission filed order accepting the fuel rates.

GAS QUALITY

- Gas quality meetings were held on 7/10/21 and on 8/12/21, the links for those presentations are below.
  - June 10, 2021 Slides
  - August 12, 2021 Slides

- Any Questions/feedback can be emailed to:
  - Adam Wallace: adam.wallace@southernstar.com
  - Ryan Edge: ryan.edge@southernstar.com; or
  - Will Wathen: will.wathen@southernstar.com

CUSTOMER SOLUTIONS & MEASUREMENT

System Fuel and Losses (Historical)

(as a % of throughput)

2002-2021

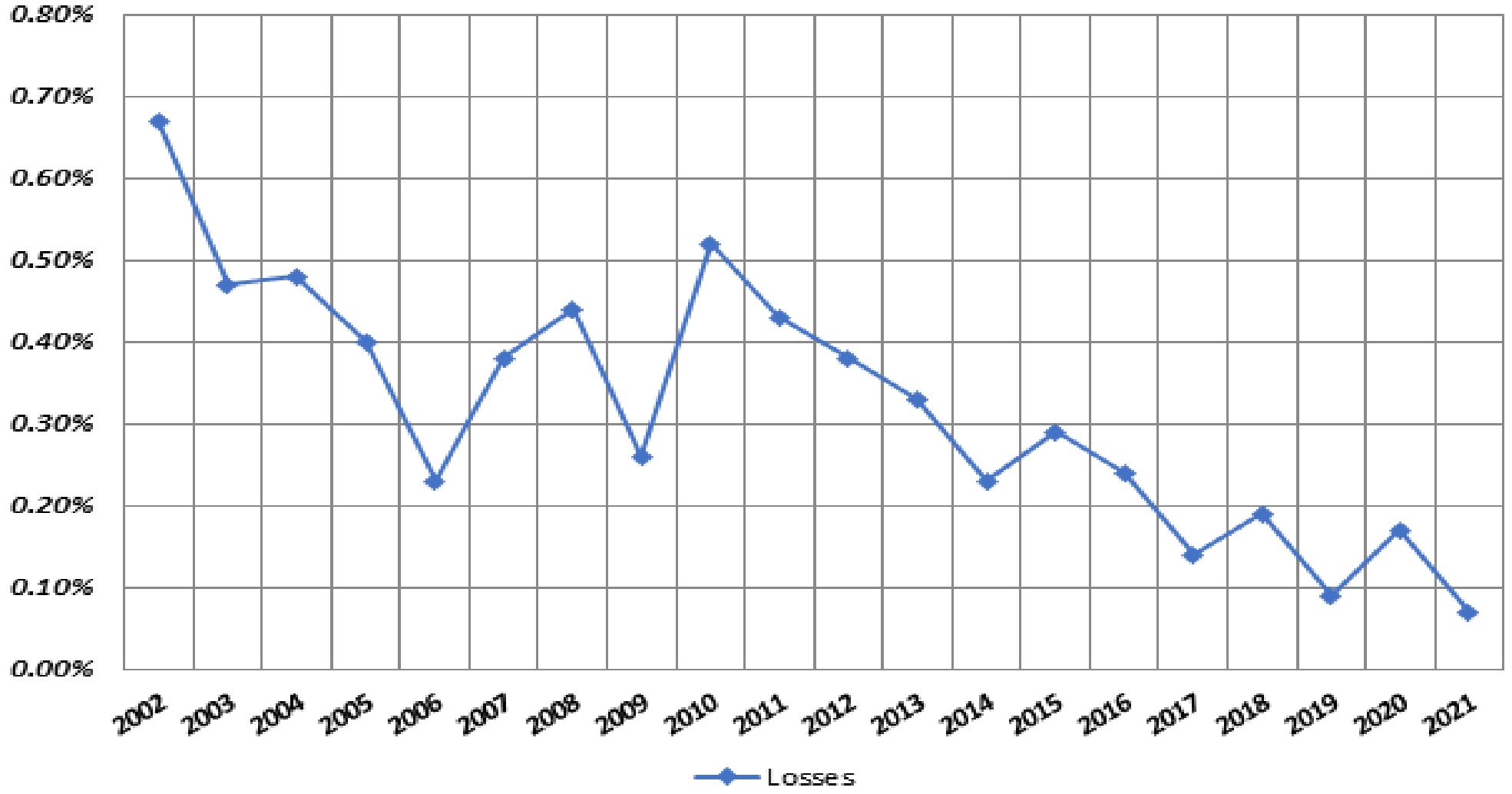

OUTSTANDING LUG RESULTS!!
(LOST AND UNACCOUNTED FOR GAS)

- Latest fuel filing includes spectacular 2021 LUG results with .07% Loss Rate
- Numerous initiatives contributing to this excellent result
  - Modernization efforts
  - Loss identification
    - Pipeline purges
    - Pigging operations
    - Station Blowdowns
  - Communication between field and analysis teams reviewing losses
    - Monthly Zone Team meetings
  - Correcting LUG issues
    - Repairing leaking valves
    - Verify/Calibrate meters
    - Maintaining gas chromatographs

ALERTING TECHNICIANS AND ANALYSTS

- Full and quick access to trend data on measurement equipment allows for visual identification of anomalies
- When the system detects high differential pressure it alerts the technician and sends them a link to the real-time display via email

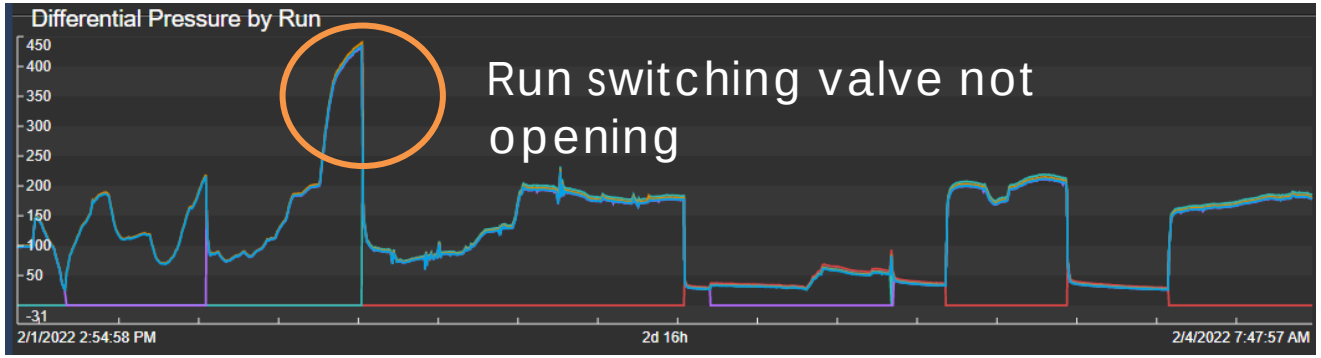

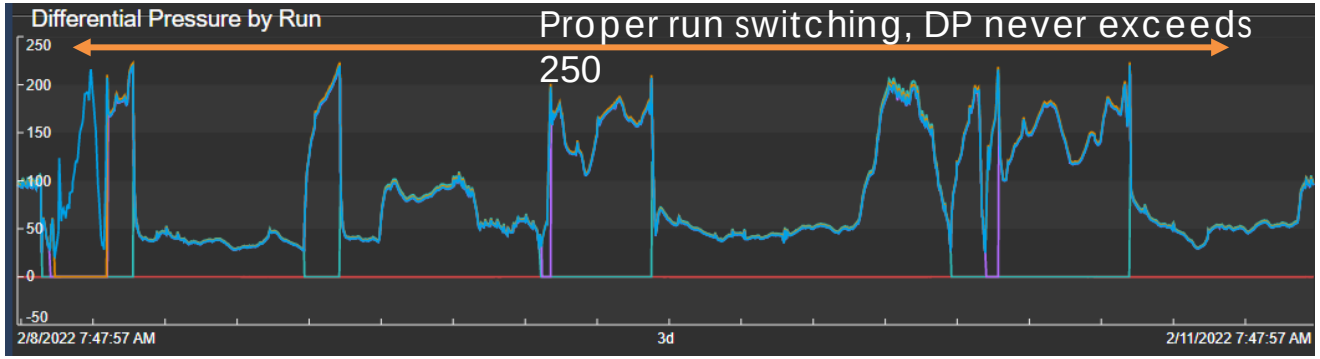

REAL-TIME DISPLAYS

- Technicians can see intermittent issues that would previously not have been identified. For instance, this graph indicates valves leaking, as these lines represent two opposing flow directions that should not flow at the same time.

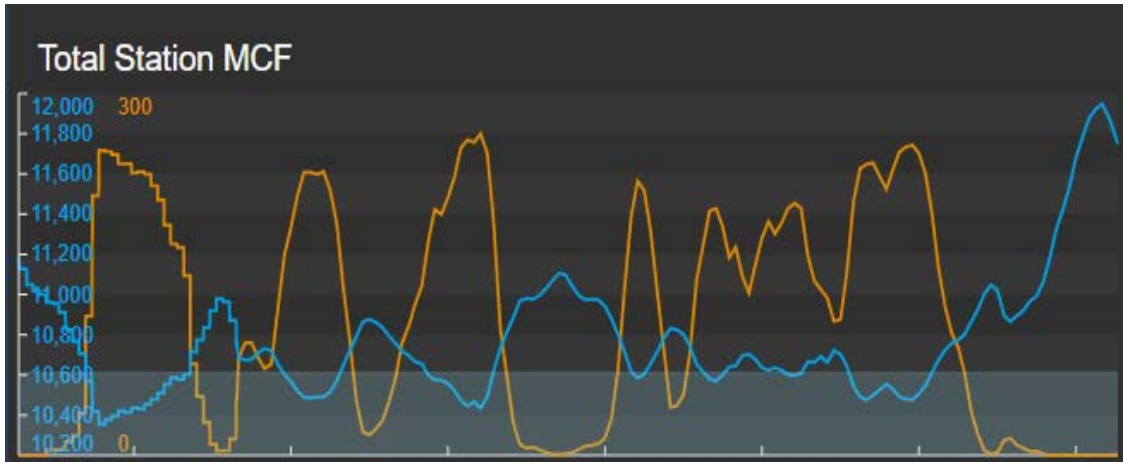

- Analysts can see a false reading by comparing gas temperature to ambient temperature

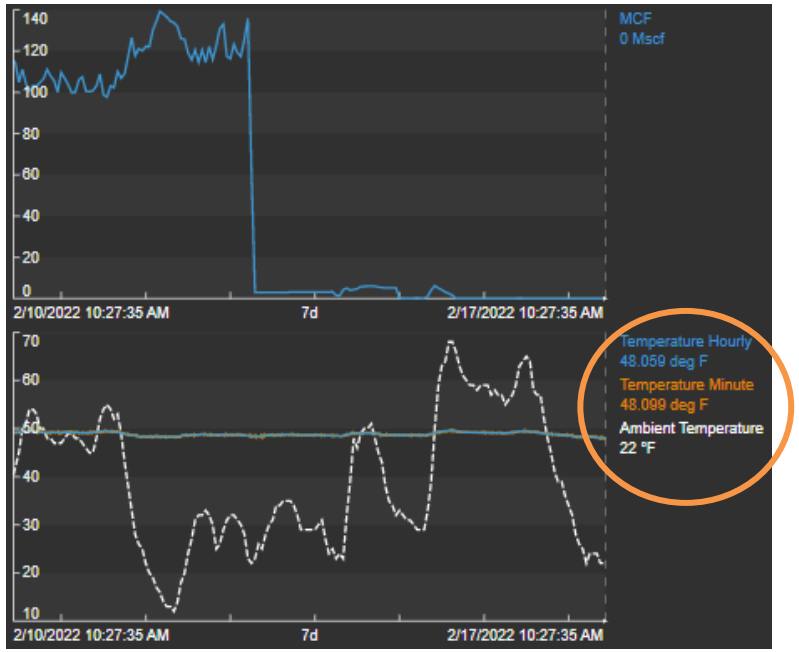

Visualizing Operating Performance

INVESTMENT OPPORTUNITIES

- Visualizing this data has allowed for the quick identification of over 25 assets that are now planned for replacement
- The types of improvement opportunities identified have included:
  - Leaking valves
  - Undersized equipment
  - Rangeability of equipment

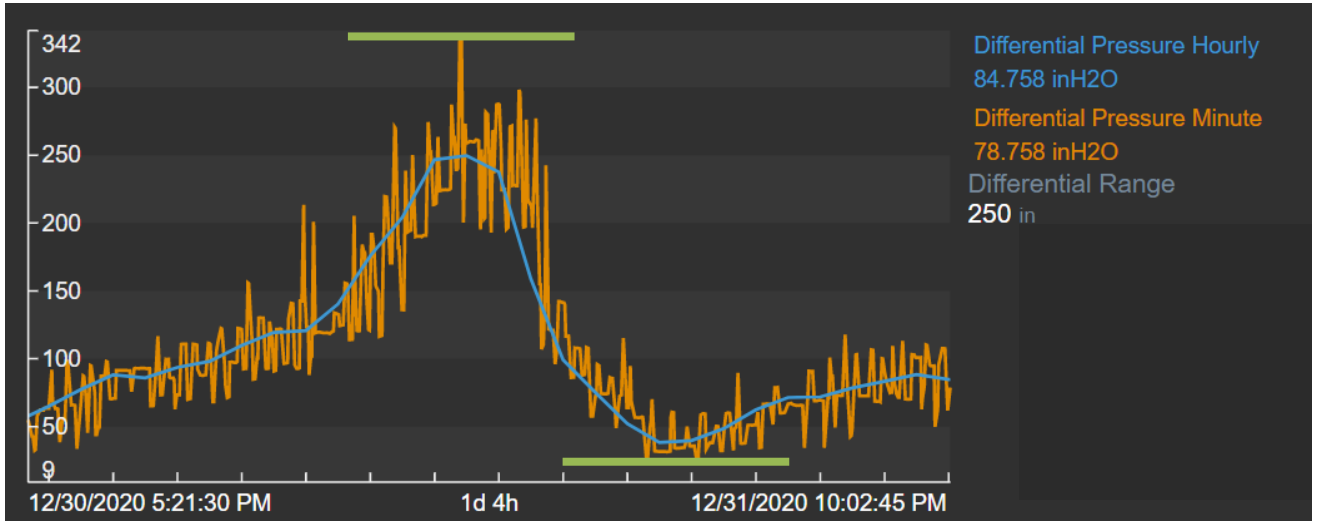

In a few hours, this single run meter went from high DP to low DP indicating this meter needs greater rangeability

CUSTOMER SOLUTIONS AND MEASUREMENT TEAM

Chris Williams
Representative II, Customer Solutions
O: 270-852-4544
C: 270-302-1143
Chris.Williams@southernstar.com

Leia Westerfield
Analyst II, Measurement Data
O: 270-852-4623
C: 270-302-7337

Leia.N.Westerfield@southernstar.com

Tamara Morgan
Analyst I, Measurement Data
O: 270-852-4667
C: 270-314-9559
Tamara.Morgan@southernstar.com

Jamie Marks
Analyst I, Measurement Data
O: 270-852-4636
C: 270-231-6972
Jamie.Marks@southernstar.com

Ryan Edge
Leader, Customer Solutions & Measurement
O: 270-852-4744
C: 270-316-8901
Ryan.Edge@southernstar.com

sscmeasurement@southernstar.com

Effective 4/1/2022, what is Southern Star's new fuel rate in the production area?

A) .93%
B) .95%
C) .97%
D) .99%

PLEASE USE YOUR CHAT FUNCTION TO SUBMIT YOUR ANSWER!



QUESTIONS

?

SAFETY REMINDER

SOUTHERN STAR®
CENTRAL GAS PIPELINE